



S/C 1

Western Riding

Green/Novice - Level 1 Pattern 9

All Others – Pattern 9

Reining

Pattern 3

Ranch Riding

Pattern 7

S/C 2

Western Riding

Green/Novice - Level 1 Pattern 4

All Others – Pattern 4

Reining

Pattern 7

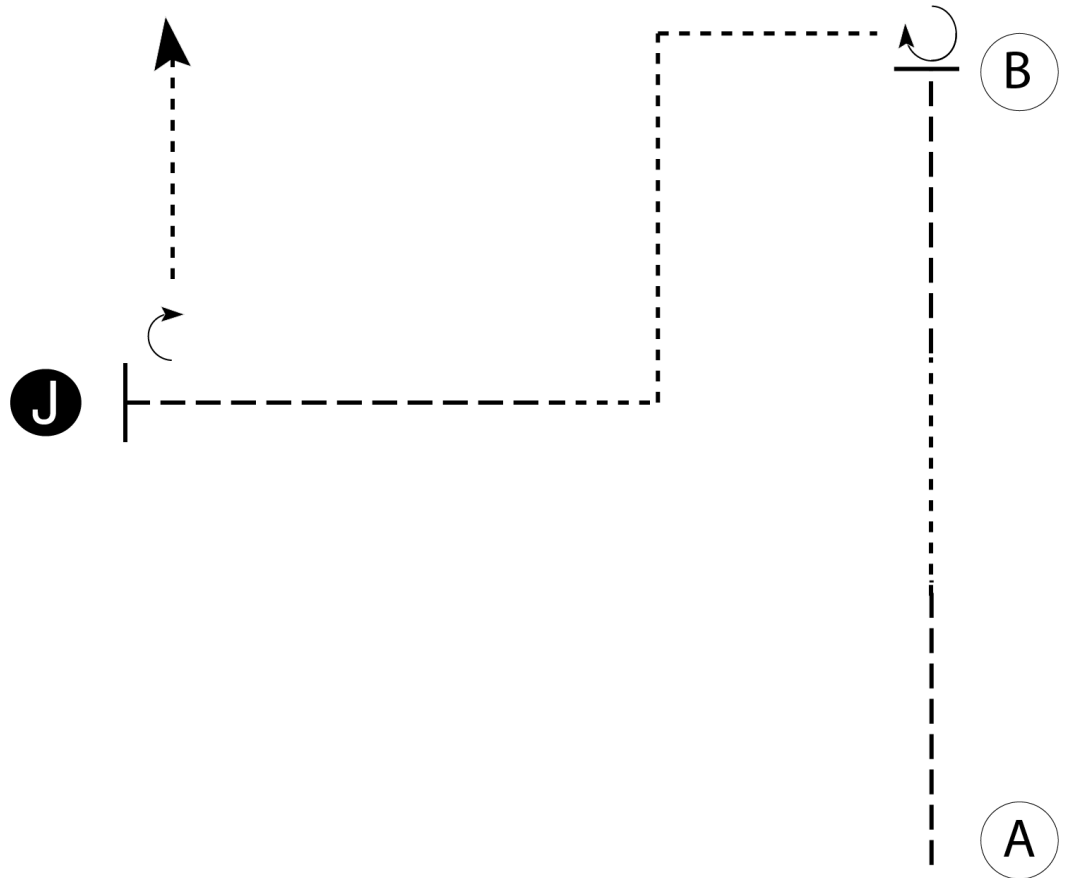
Ranch Riding

Pattern 10

Love Circuit S/C 1

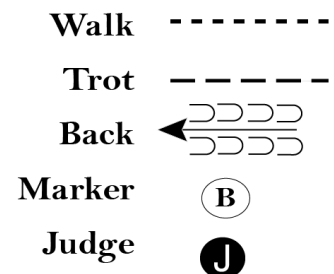
Small Fry Showmanship

Show Date: March 15-19, 2023



Be ready at A.

1. Trot 1/3 of the line, then walk 1/3 of the line then trot the final 1/3 of the line.
2. Stop with horse's hip even with B.
3. Perform a 3/4 turn.
4. Walk two square corners as shown then trot to judge.
5. Stop and set up at Judge.
6. Inspection.
7. When dismissed, perform a 1/4 turn and walk to exit.



[S/WT-119]

Pattern Provided by:

www.HorseShowPatterns.com

www.HorseShowPatterns.com

www.HorseShowPatterns.com



www.HorseShowPatterns.com

- www.HorseShowPatterns.com

www.HorseShowPatterns.com

www.HorseShowPatterns.com

www.HorseShowPatterns.com

www.HorseShowPatterns.com

www.HorseShowPatterns.com

www.HorseShowPatterns.com

www.HorseShowPatterns.com

www.HorseShowPatterns.com

www.HorseShowPatterns.com

www.HorseShowPatterns.com



www.HorseShowPatterns.com

- www.HorseShowPatterns.com

www.HorseShowPatterns.com

www.HorseShowPatterns.com

www.HorseShowPatterns.com

www.HorseShowPatterns.com

www.HorseShowPatterns.com

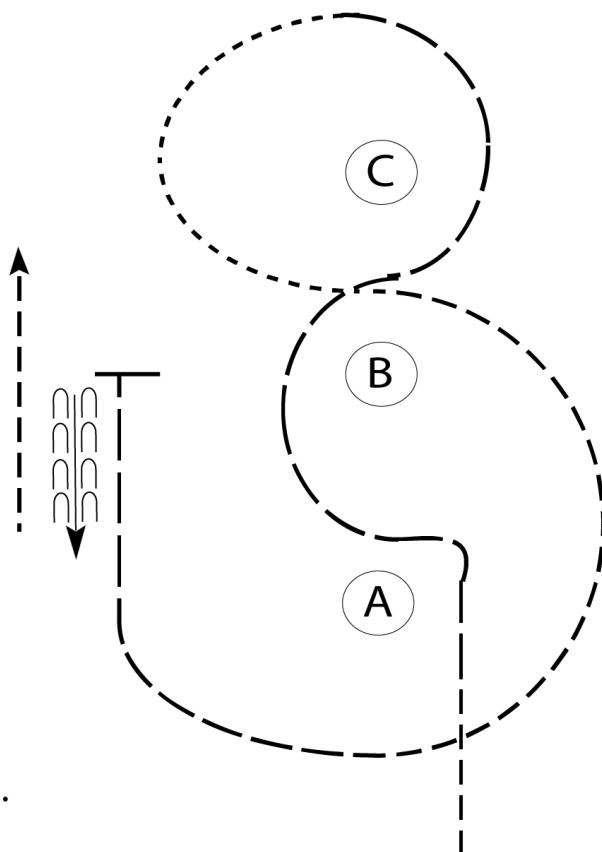
www.HorseShowPatterns.com

www.HorseShowPatterns.com

Love Circuit S/C 1

Walk/Trot Horsemanship

Show Date: March 15-19, 2023



Be ready before A.

1. Begin at a jog and build to and extended jog by the time you reach A. Extend the jog through A, B and C as shown.
2. At the top of C, walk in a half circle.
3. Pick up the jog between B and C and jog in a half circle.
4. When below A, extend the jog around the corner and until even with B.
5. Stop and back approximately one horse length.
6. Jog to exit.

Walk	-----
Jog	- - - - -
Extended Jog	— — —
Lope	
Lead Change	
Back	
Marker	(B)

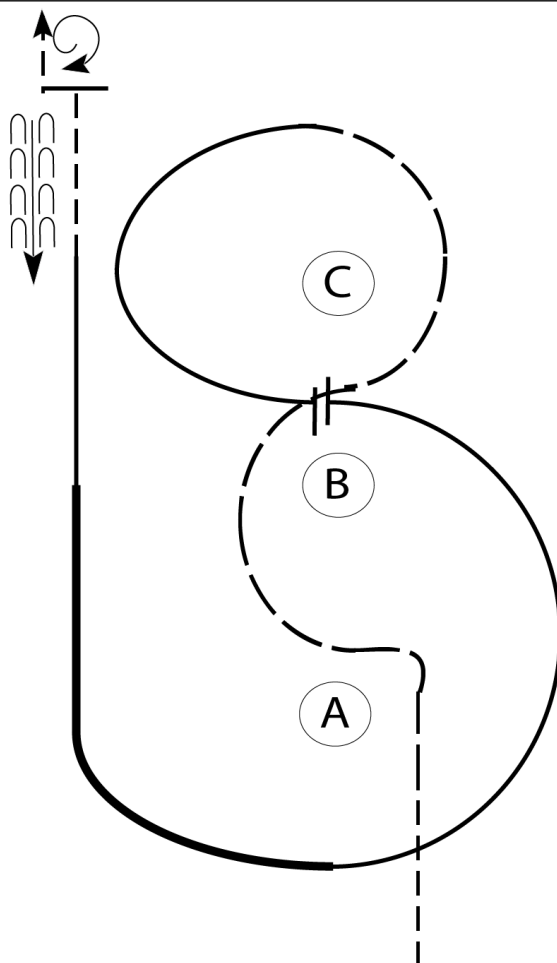
[WH/WT-113]

Pattern Provided by:

Love Circuit S/C 1

Youth, Amateur & Select Horsemanship

Show Date: March 15-19, 2023



Be ready before A.

1. Begin at a jog and build to and extended jog by the time you reach A. Extend the jog through A, B and C as shown.
2. At the top of C, pick up a left lead lope in a half circle.
3. Change leads between B and C.
4. Lope right lead in a half circle. When below A, extend the lope around the corner and until even with B.
5. Slow to a lope until even with C. Then jog past C and stop.
6. Perform a full turn to the right then back approximately one horse length.
7. Jog to exit.

Walk	-----
Jog	-----
Extended Jog	-----
Lope	-----
Lead Change	
Back	
Marker	(B)

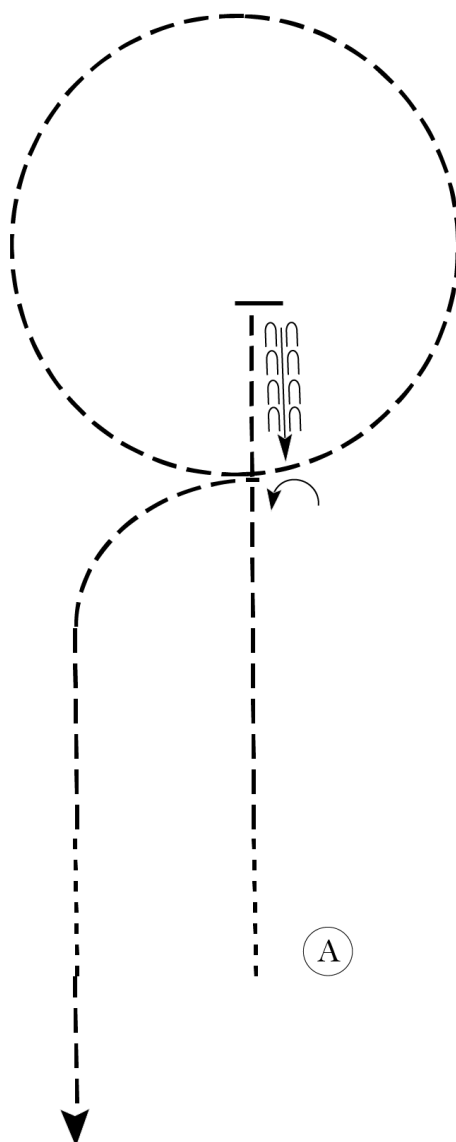
[WH/3-113]

Pattern Provided by:

Love Circuit S/C 1

Walk Trot Equitation

Show Date: March 15-19, 2023



Be ready at A.

1. Walk two horse lengths then posting trot on the left diagonal past the center of the arena.
2. Stop and back approximately two horse lengths.
3. Perform a 90 degree turn on the forehand to the left.
4. Trot a circle on the left diagonal.
5. Change diagonals then posting trot on the right diagonal then walk two horse lengths. Pattern is complete, exit at a sitting trot.

Walk	-----
Trot	- - - - -
Extended Trot	— — — — —
Canter	—————
Leg Yield	
Lead Change	↖ ↗
Back	← ← ← ← ←
Marker	(B)
Sidepass	← — — — — →
Hand Gallop	—————

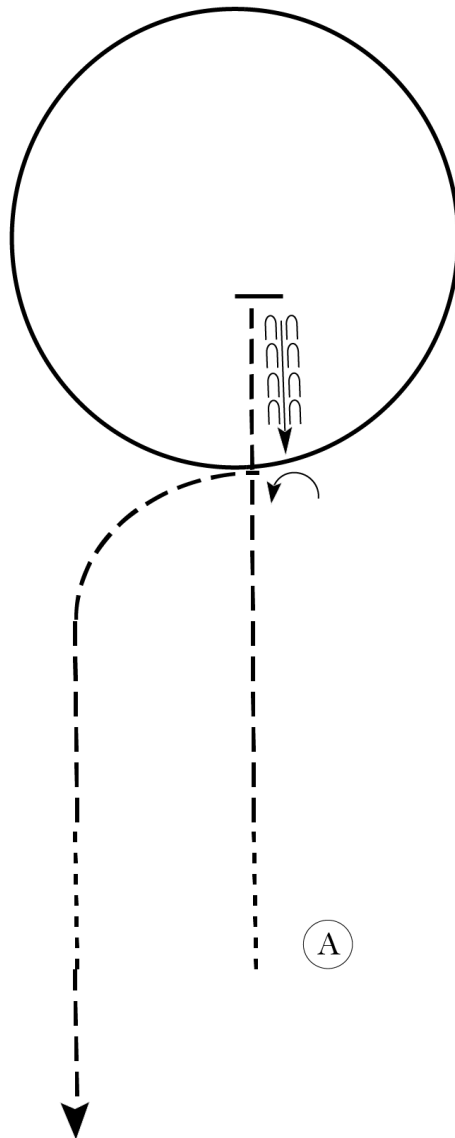
[HSE/WT-82]

Pattern Provided by:

Love Circuit S/C 1

Level 1 Youth & Level 1 Amateur Equitation

Show Date: March 15-19, 2023



Be ready at A.

1. Walk two horse lengths then posting trot on the left diagonal past the center of the arena.
2. Stop and back approximately two horse lengths.
3. Perform a 90 degree turn on the forehand to the left.
4. Canter a circle on the right lead.
5. Posting trot on the right diagonal then walk two horse lengths. Pattern is complete, exit at a sitting trot.

Walk	-----
Trot	- - - - -
Extended Trot	— — — — —
Canter	—————
Leg Yield	
Lead Change	↖ ↗
Back	← ← ← ← ←
Marker	(B)
Sidepass	← — — — — →
Hand Gallop	—————

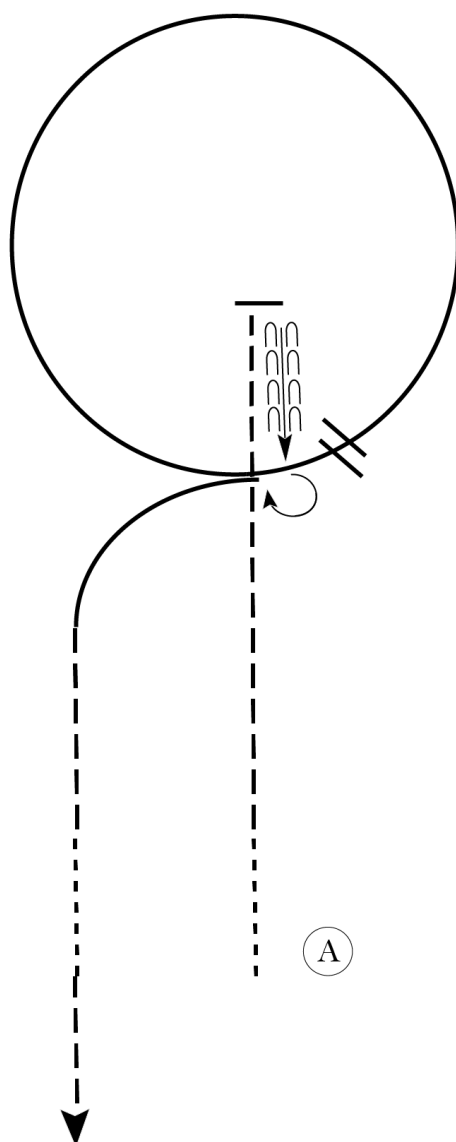
[HSE/1-82]

Pattern Provided by:

Love Circuit S/C 1

Youth, Amateur & Select Equitation

Show Date: March 15-19, 2023



Be ready at A.

1. Walk two horse lengths then posting trot on the left diagonal past the center of the arena.
2. Stop and back approximately two horse lengths.
3. Perform a 270 degree turn on the forehand to the right.
4. Canter a circle on the right lead.
5. Perform a simple or flying lead change.
6. Canter on the left lead.
7. Posting trot on the right diagonal then walk two horse lengths. Pattern is complete, exit at a sitting trot.

Walk	-----
Trot	- - - - -
Extended Trot	— — — — —
Canter	—————
Leg Yield	
Lead Change	↗ ↘
Back	← ← ← ← ←
Marker	(B)
Sidepass	← — — — — →
Hand Gallop	—————

[HSE/3-82]

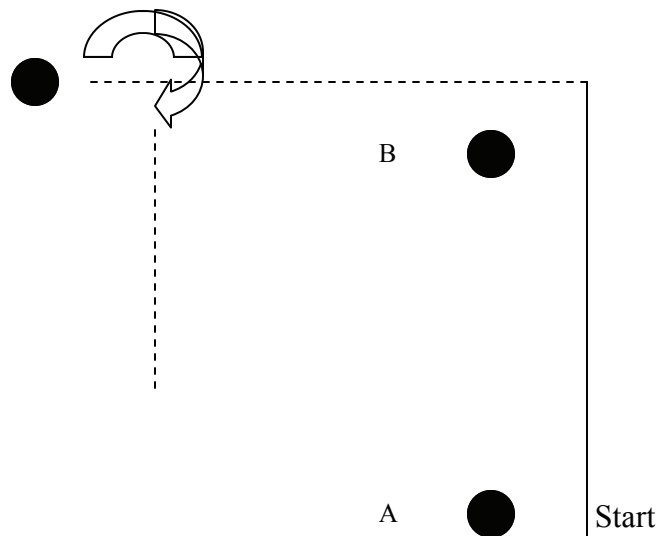
Pattern Provided by:

Jessica Gilliam

Walk Trot

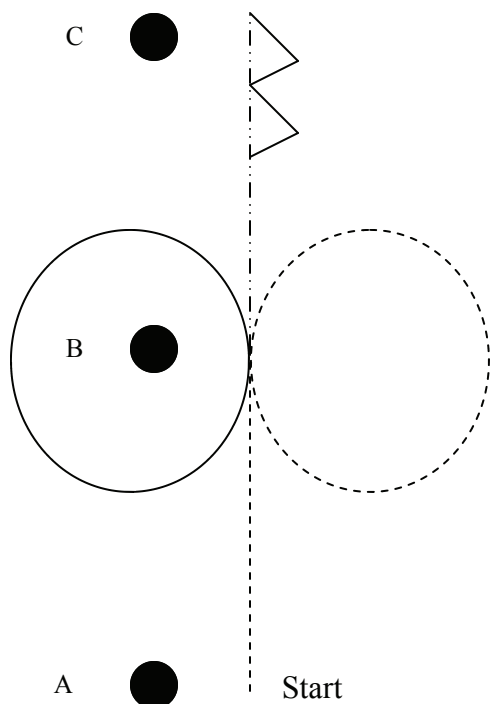
All Showmanship

1. Start at Marker A, when instructed Walk from marker A to Marker B
2. At B trot around the corner and straight to the judge
3. Stop, Set up for inspection
4. When dismissed perform a 3/4 turn to the right
5. Exit at a walk



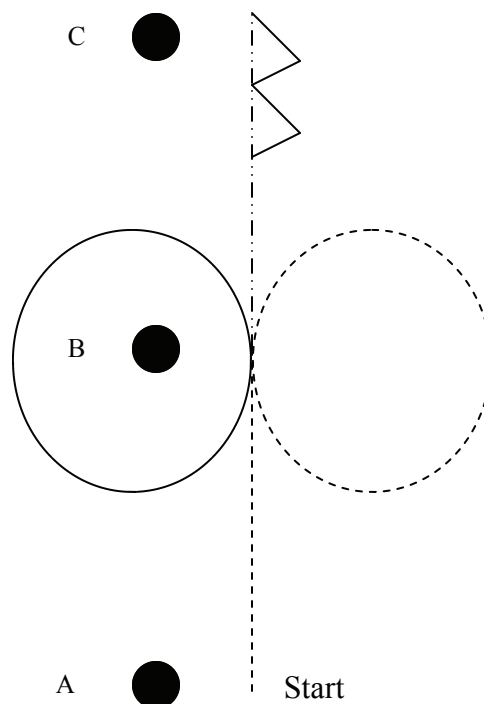
All Equitation

1. Start at Marker A, when instructed perform a sitting trot from Marker A to Marker B
2. At B pick up the left diagonal and continue a circle to the right
3. When circle is complete pick up the right diagonal and circle left
4. Close circle break to the walk at Marker B
5. At Marker C stop and back 4 to 5 steps and proceed to the rail at a trot

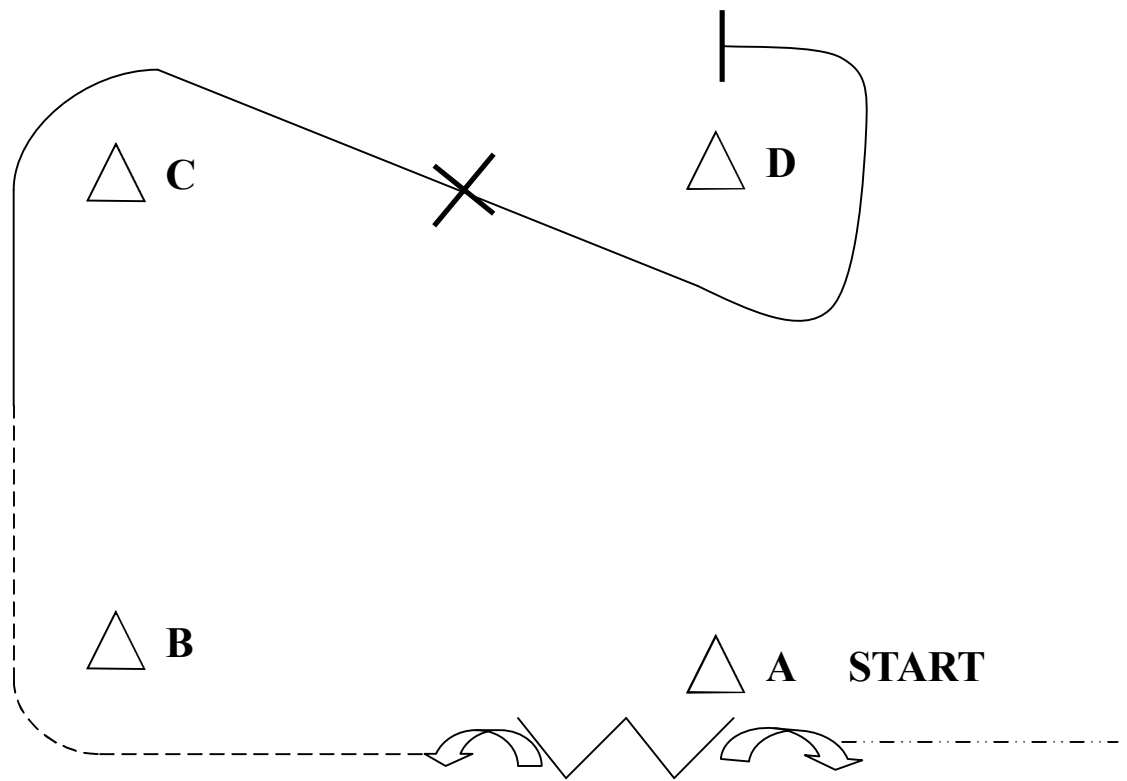


All Horsemanship

1. Start at Marker A, when instructed perform a jog from Marker A to Marker B
2. At B continue a circle to the right
3. When circle is complete pick into the extended trot and circle left
4. Close circle and break to the walk at Marker B
5. At Marker C stop and back 4 to 5 steps and proceed to the rail at a trot

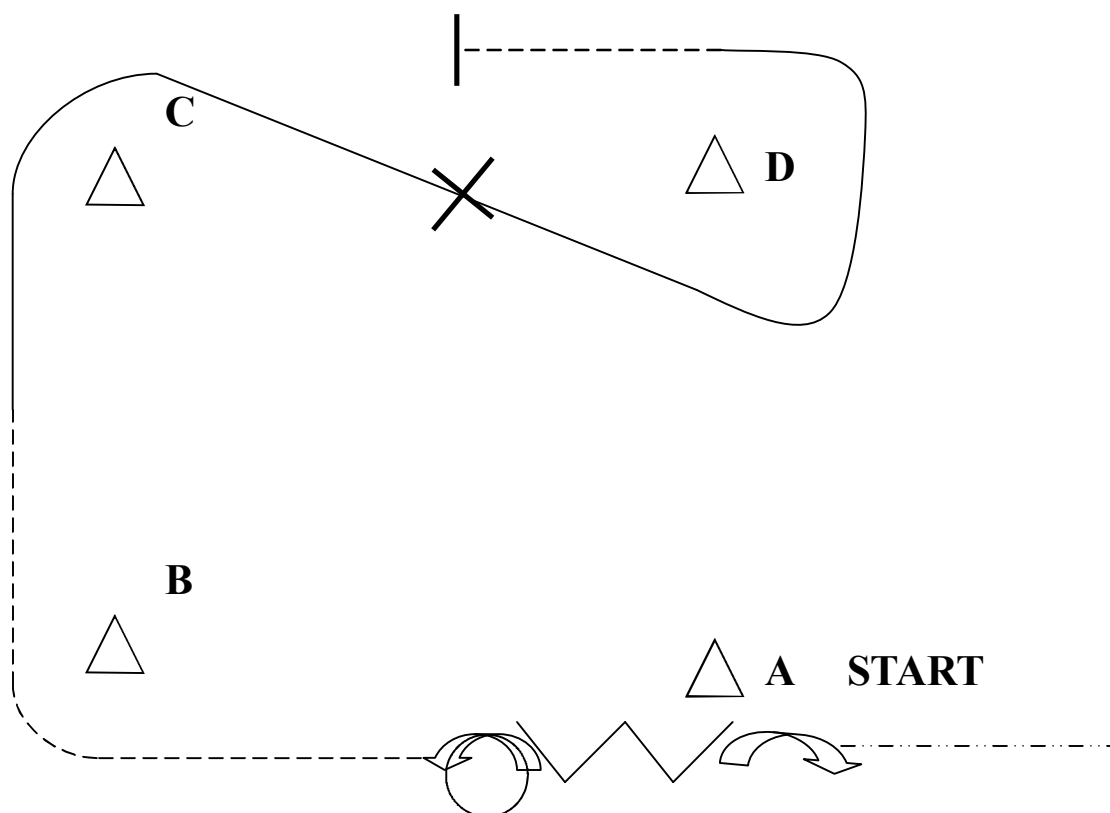


Horsemanship
Novice Yth, Novice Am



1. Walk to Cone A, perform a 180 to the right, back 5 steps,
2. Perform a 180 to the left.
3. Trot around Cone B.
4. Halfway between Cone B and C take the right lead.
5. Change leads halfway between Cone C and D
6. Lope around Cone D and stop. Exit.

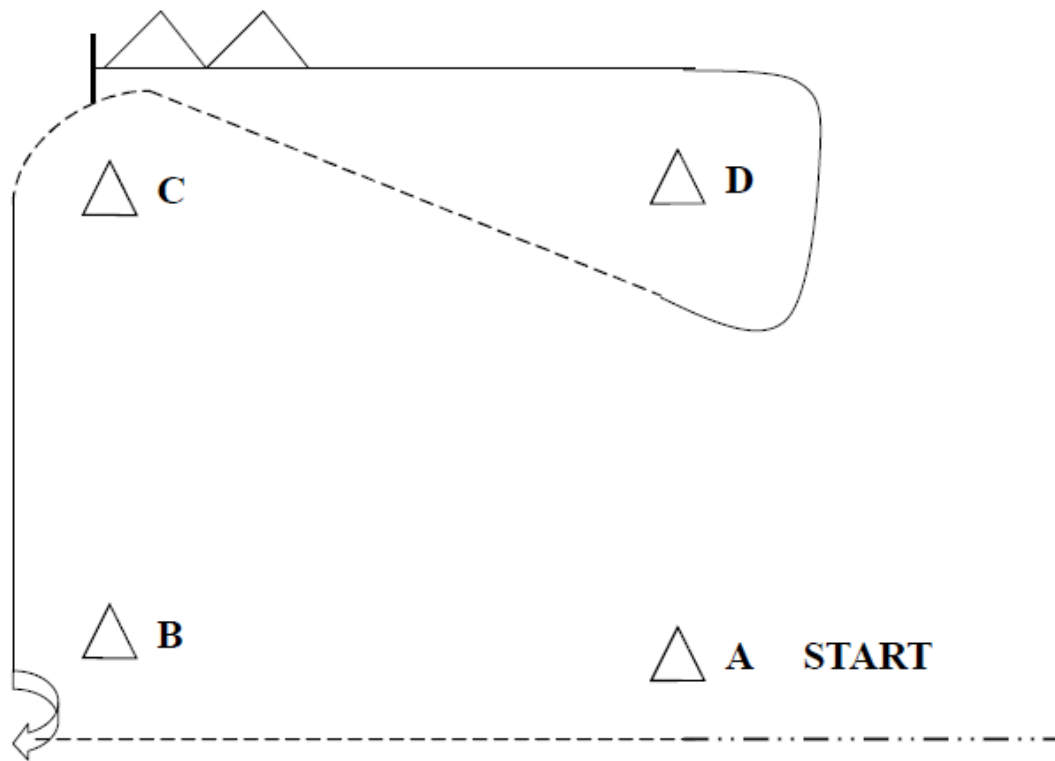
Horsemanship
Youth, Amateur, Select



1. Walk to Cone A, perform a 180 to the right, back 5 steps,
2. Perform 1 1/2 turns to the left.
3. Extended trot around Cone B.
4. Halfway between Cone B and C take the right lead.
5. Change leads halfway between Cone C and D.
6. Lope around Cone D, break to the jog.
7. Stop halfway between Cone D and C. Exit.

S/C 2

Equitation
Novice Yth, Novice Am
Good Luck!



1. Begin at walk, sit trot from Cone A past Cone B
2. Stop, $\frac{1}{4}$ turn on the forehand to the right
3. Right lead to Cone C
4. At Cone C break to the posting trot, left diagonal
5. At Cone D take the left lead around and continue to Cone C
6. Stop at Cone C and back. Exit

Equitation

Youth, Amateur, Select

